

Spring 2016 eRANKS

(Includes orders received as of 9/14/16)

Non-Commercial Religious Stations

Release Date: September 15, 2016

Top 30 Non-Commercial Religious Subscribers - Spring 2016 Nielsen Audio
Diary-Based Markets Only


Monday-Sunday, 6 AM to Midnight

Ranked by Metro 12+ AQH Persons

AQH Rank	Station	Nielsen Audio Market	Market Rank	Metro AQH
1	KVMV	McAllen-Brownsville-Harlingen	56	7,200
2	WCSGFtr	Grand Rapids	68	5,800
3	WLFJ-F	Greenville-Spartanburg	59	3,400
4	KLRCFtr	Fayetteville (NW Arkansas)	128	3,300
4	KNWIF+	Des Moines	72	3,300
6	WAFJ	Augusta GA	109	3,200
6	KWND	Springfield MO	134	3,200
8	WCQRFtr	JohnsonCity-Kingsport-Bristol	110	2,900
8	KTSYFtr	Boise	97	2,900
10	KVNE	Tyler-Longview TX	142	2,700
11	KEEH	Spokane	96	2,600
12	WBCLF+	Ft Wayne	114	2,300
12	WAYHF+	Huntsville	106	2,300
14	KLUX	Corpus Christi	108	2,000
15	WMBWF+	Chattanooga	88	1,900
15	WAYJ	Ft Myers-Naples-Marcol Island	60	1,900
15	KHOY	Laredo	192	1,900
18	WJTL	Lancaster	115	1,800
18	WJYJFtr	Richmond	54	1,800
20	KNWC-F	Sioux Falls	188	1,700
21	WBSN	New Orleans	47	1,600
21	KAXL	Bakersfield	78	1,600
23	KNWS-F	Cedar Rapids	206	1,400
23	WJYJFtr	Fredericksburg VA	143	1,400
25	WRXTF+	Roanoke-Lynchburg	117	1,200
25	WNWC-F	Madison	100	1,200
25	KDUV	Visalia-Tulare-Hanford	105	1,200
25	WBHY-F	Mobile	98	1,200
25	WKNZ	Salisbury-Ocean City	138	1,200
25	WALC	Charleston SC	79	1,200

Stations ending with tlr: Total Line Reporting

Stations ending with +: RRC-created combination of stations and their repeaters



Spring 2016 eRANKS

(Includes orders received as of 9/14/16)

Non-Commercial Religious Stations

Release Date: September 15, 2016


Top 30 Non-Commercial Religious Subscribers - Spring 2016 Nielsen Audio
Diary-Based Markets Only
Monday-Sunday, 6 AM to Midnight

Ranked by Metro 12+ AQH Share

Share Rank	Station	Nielsen Audio Market	Market Rank	Metro Share
1	KLRCFtlr	Fayetteville (NW Arkansas)	128	8.7
2	KWND	Springfield MO	134	7.9
3	KVNE	Tyler-Longview TX	142	7.8
4	KHOY	Laredo	192	7.6
5	WCSGFtlr	Grand Rapids	68	7.5
6	KNWC-F	Sioux Falls	188	7.3
7	KNWS-F	Cedar Rapids	206	6.7
8	KVMV	McAllen-Brownsville-Harlingen	56	6.0
9	WAFJ	Augusta GA	109	5.9
10	WCQRFtlr	JohnsonCity-Kingsport-Bristol	110	5.3
11	KNWS-F	Waterloo-Cedar Falls	240	5.1
11	KTSYFtlr	Boise	97	5.1
13	KNWIF+	Des Moines	72	4.6
14	WBCLF+	Ft Wayne	114	4.5
14	KEEH	Spokane	96	4.5
16	WAYHF+	Huntsville	106	4.4
17	WJYJFtlr	Fredericksburg VA	143	4.0
17	WBCLF+	Lima	230	4.0
19	WAYR-F	Brunswick GA	269	3.9
20	WJTL	Lancaster	115	3.8
21	KLUX	Corpus Christi	108	3.7
22	KYPL	Yakima	198	3.4
23	KFNW-F	Fargo-Moorhead	201	3.2
24	WIZB	Dothan	196	3.1
25	WLFJ-F	Greenville-Spartanburg	59	3.0
25	KDNW	Duluth-Superior	211	3.0
27	WKNZ	Salisbury-Ocean City	138	2.9
28	WMBWF+	Chattanooga	88	2.8
29	WCSGFtlr	Kalamazoo	186	2.6
30	WRXTF+	Roanoke-Lynchburg	117	2.5
30	WGRCFtlr	Williamsport PA	263	2.5

Stations ending with tlr: Total Line Reporting

Stations ending with +: RRC-created combination of stations and their repeaters



Spring 2016 eRANKS

(Includes orders received as of 9/14/16)

Non-Commercial Religious Stations

Release Date: September 15, 2016

Top 30 Non-Commercial Religious Subscribers - Spring 2016 Nielsen Audio
Diary-Based Markets Only
Monday-Sunday, 6 AM to Midnight

Ranked by Metro 12+ Cume Persons

Cume Rank	Station	Nielsen Audio Market	Market Rank	Metro Cume
1	KVMV	McAllen-Brownsville-Harlingen	56	111,200
2	WCSGFtr	Grand Rapids	68	107,300
3	WLFJ-F	Greenville-Spartanburg	59	81,400
4	KNWIF+	Des Moines	72	69,600
5	KLRCFtr	Fayetteville (NW Arkansas)	128	64,800
6	WAFJ	Augusta GA	109	60,900
7	WCQRFtr	JohnsonCity-Kingsport-Bristol	110	56,700
8	KEEH	Spokane	96	56,300
9	WAYHF+	Huntsville	106	52,900
10	KWND	Springfield MO	134	51,900
11	WJTL	Lancaster	115	50,500
12	WJYJFtr	Richmond	54	49,800
13	WBCLF+	Ft Wayne	114	49,300
14	KVNE	Tyler-Longview TX	142	48,400
15	KTSYFtr	Boise	97	41,800
16	WAYJ	Ft Myers-Naples-MarcosIsland	60	39,000
17	KDUV	Visalia-Tulare-Hanford	105	38,400
18	WRXTF+	Roanoke-Lynchburg	117	37,400
19	WBSN	New Orleans	47	36,400
20	KNWC-F	Sioux Falls	188	33,400
21	WNWC-F	Madison	100	30,300
22	WMBWF+	Chattanooga	88	30,000
23	KHOY	Laredo	192	29,400
24	WJYJFtr	Fredericksburg VA	143	29,000
25	WBHY-F	Mobile	98	28,900
25	KLUX	Corpus Christi	108	28,900
27	WALC	Charleston SC	79	26,600
28	KAXL	Bakersfield	78	25,100
29	KNWS-F	Cedar Rapids	206	23,500
30	WJTL	Harrisburg-Lebanon-Carlisle	82	22,500
30	WJTL	York	111	22,500

Stations ending with tr: Total Line Reporting

Stations ending with +: RRC-created combination of stations and their repeaters



Spring 2016 eRANKS

(Includes orders received as of 9/14/16)

Non-Commercial Religious Stations

Release Date: September 15, 2016


Top 30 Non-Commercial Religious Subscribers - Spring 2016 Nielsen Audio
Diary-Based Markets Only
Monday-Sunday, 6 AM to Midnight

Ranked by Metro 12+ Cume Rating

Rating Rank	Station	Nielsen Audio Market	Market Rank	Cume Rating
1	KLRCFtlr	Fayetteville (NW Arkansas)	128	15.9
2	KNWC-F	Sioux Falls	188	15.5
3	KWND	Springfield MO	134	14.9
4	KVNE	Tyler-Longview TX	142	14.6
5	WCSGFtlr	Grand Rapids	68	14.0
6	KHOY	Laredo	192	13.9
7	WAFJ	Augusta GA	109	12.9
7	KNWS-F	Waterloo-Cedar Falls	240	12.9
9	KNWS-F	Cedar Rapids	206	12.6
10	WCQRFtlr	JohnsonCity-Kingsport-Bristol	110	12.1
11	WJTL	Lancaster	115	11.2
12	KVMV	McAllen-Brownsville-Harlingen	56	11.1
13	WBCLF+	Ft Wayne	114	10.9
13	WAYHF+	Huntsville	106	10.9
15	KEEH	Spokane	96	10.3
16	KNWIF+	Des Moines	72	9.8
17	KDNW	Duluth-Superior	211	8.8
18	KFNW-F	Fargo-Moorhead	201	8.7
18	WJYJFtlr	Fredericksburg VA	143	8.7
18	WAYR-F	Brunswick GA	269	8.7
21	WLFJ-F	Greenville-Spartanburg	59	8.6
22	WRXTF+	Roanoke-Lynchburg	117	8.4
23	KDUV	Visalia-Tulare-Hanford	105	7.9
24	KTSYFtlr	Boise	97	7.8
25	WIZB	Dothan	196	7.7
26	WBCLF+	Lima	230	7.5
27	KYPL	Yakima	198	7.0
28	WCSGFtlr	Kalamazoo	186	6.8
29	KLUX	Corpus Christi	108	6.1
29	KTFY	Twin Falls-Sun Valley ID	248	6.1

Stations ending with tlr: Total Line Reporting

Stations ending with +: RRC-created combination of stations and their repeaters



Spring 2016 eRANKS

(Includes orders received as of 9/14/16)

Non-Commercial Religious Stations

Release Date: September 15, 2016

Top 30 Non-Commercial Religious Subscribers - Spring 2016 Nielsen Audio
Diary-Based Markets Only
Monday-Sunday, 6 AM to Midnight

Ranked by 12+ Total Market Cume Persons

Cume Rank	Station	Nielsen Audio Market	Total Market Cume Persons
1	WCSGFtr	Grand Rapids	186,500
2	KVMV	McAllen-Brownsville-Harlingen	112,400
3	WLFJ-F	Greenville-Spartanburg	101,400
4	WJTL	Lancaster	95,900
5	WRXTF+	Roanoke-Lynchburg	86,700
6	WBCLF+	Ft Wayne	82,400
7	KVNE	Tyler-Longview TX	78,000
8	KLRCFtr	Fayetteville (NW Arkansas)	77,200
9	KNWIF+	Des Moines	74,700
10	WAYHF+	Huntsville	72,400
11	WNWC-F	Madison	72,100
12	WAFJ	Augusta GA	66,400
13	KNWC-F	Sioux Falls	65,300
14	KWND	Springfield MO	65,200
15	WCQRFtr	JohnsonCity-Kingsport-Bristol	64,400
16	WJYJFtr	Richmond	61,300
17	KEEH	Spokane	60,700
18	WMBWF+	Chattanooga	58,800
19	KNWS-F	Waterloo-Cedar Falls	53,700
20	KDUV	Visalia-Tulare-Hanford	53,600
21	KTSYFtr	Boise	50,800
22	WBHY-F	Mobile	44,200
23	WBSN	New Orleans	43,600
24	WAYJ	Ft Myers-Naples-Marcolisland	42,000
25	KFNW-F	Fargo-Moorhead	39,700
26	WGNB	Grand Rapids	37,700
27	KXTHF+	Oklahoma City	35,900
28	KWFC	Springfield MO	34,700
29	WKNZ	Salisbury-Ocean City	34,000
30	WGRCFtr	Wilkes Barre-Scranton	31,100

Stations ending with tr: Total Line Reporting

Stations ending with +: RRC-created combination of stations and their repeaters